

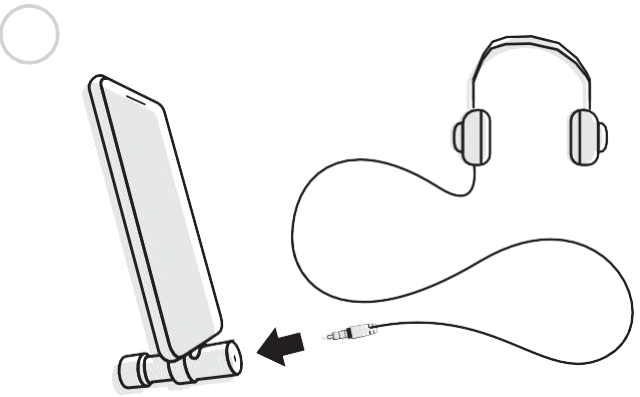


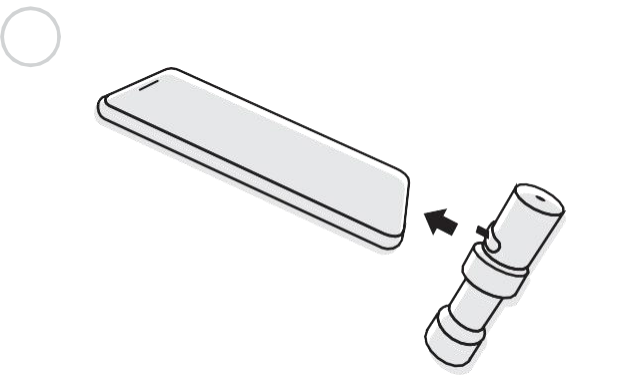



RØDE



VideoMic™ Me-C Quickstart Guide





**RØDE
Reporter**



Scan the QR code
to download the
RØDE Reporter app

REGULATORY & SAFETY

규정 및 안전 지침

IMPORTANT SAFETY INFORMATION

1. Read and understand the instructions and safety guide completely before using the product.
2. Ensure both the instruction manual and safety guide are accessible to all users, including when passing the product on to third parties.
3. Only use this product with authorised RØDE accessories.
4. Do not open the product housing. This will void the warranty.
5. Refer all service and repair to RØDE-approved service personnel. Service or repair is required for products that have been damaged, exposed to liquid, rain or moisture, or do not operate normally.
6. Use the product only in the ways described in the instructions.
7. Do not use the product if it was damaged during transportation.
8. Keep the product away from liquids and electrically conductive objects that are not necessary for operation.
9. Do not use any solvents or corrosive cleaning agents to clean the product.
10. Do not adjust the controls of the product in an environment that requires your attention (operating machinery, driving etc.).

Europe



Hereby, RØDE Microphones, declares that the VideoMic Me-C is in conformity with the relevant Union harmonization legislation: Directive 2014/30/EU.

Australia /
New Zealand



ID: R-R-R72-VMMC

Company Name: RØDE Microphones

Model: VideoMic Me-C

Country of Origin: Australia

Power

5V === 100mA



To prevent possible hearing damage, do not listen at high volume levels for long periods.


RØDE Microphones
107 Carnarvon St, Silverwater,
2128 NSW Australia

Love your VideoMic™ Me-C?
Share with us **#rodemic**

 @rodemic

 rodemic

 @rodemics

 @rodemic



Scan the
QR code to
find out more

rode.com



REGULATORY & SAFETY

IMPORTANT SAFETY INFORMATION

1. Read and understand the instructions and safety guide completely before using the product.
2. Ensure both the instruction manual and safety guide are accessible to all users, including when passing the product on to third parties.
3. Only use this product with authorised RØDE accessories.
4. Do not open the product housing. This will void the warranty.
5. Refer all service and repair to RØDE-approved service personnel. Service or repair is required for products that have been damaged, exposed to liquid, rain or moisture, or do not operate normally.
6. Use the product only in the ways described in the instructions.
7. Do not use the product if it was damaged during transportation.
8. Keep the product away from liquids and electrically conductive objects that are not necessary for operation.
9. Do not use any solvents or corrosive cleaning agents to clean the product.
10. Do not adjust the controls of the product in an environment that requires your attention (operating machinery, driving etc.).

监管与安全

重要安全信息

1. 在使用本产品之前，请完全阅读并理解说明书和安全指南。
2. 确保所有用户都能获得说明手册和安全指南，包括将产品转交给第三方时。
3. 仅将本产品与授权的 RØDE 配件一起使用。
4. 不要打开产品外壳。这将使保修失效。
5. 将所有服务和维修交给 RØDE 批准的服务人员。如果产品已经损坏，暴露在液体、雨水或湿气中，或不能正常运行，则需要进行服务或维修。
6. 只按照说明中描述的方式使用产品。
7. 如果产品在运输过程中被损坏，请不要使用该产品。
8. 保持产品远离液体和非操作所需的导电物体。使产品远离操作所需的液体和导电物体。
9. 不要使用任何溶剂或腐蚀性清洗剂来清洁产品。
10. 不要在分散注意力的环境中（例如：操作机器、开车行驶中等）调整本产品的控制。